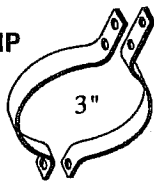
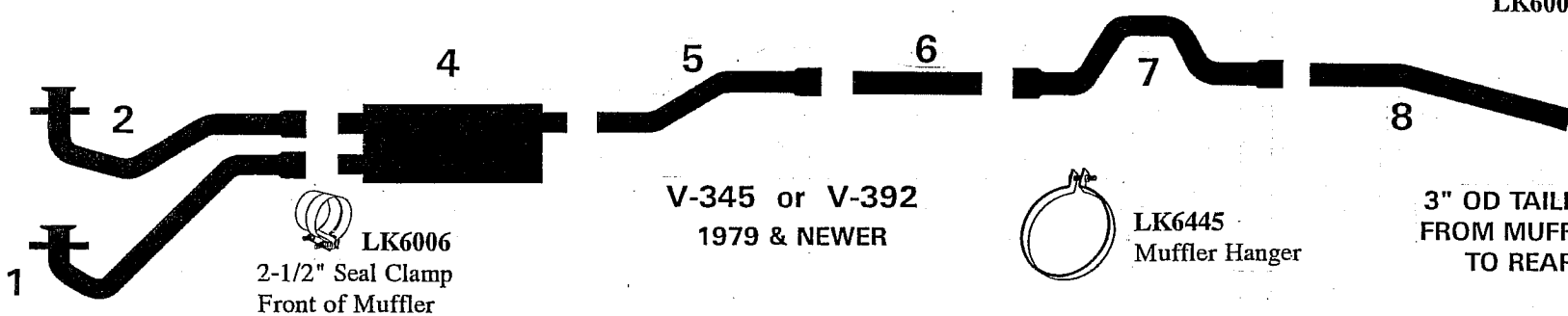


IHC V8 GAS

IHC HANGER CLAMP
For 3" Pipes

LK6100

NOTE:
Items marked with "↔"
may require cutting to
size.

TYPE A



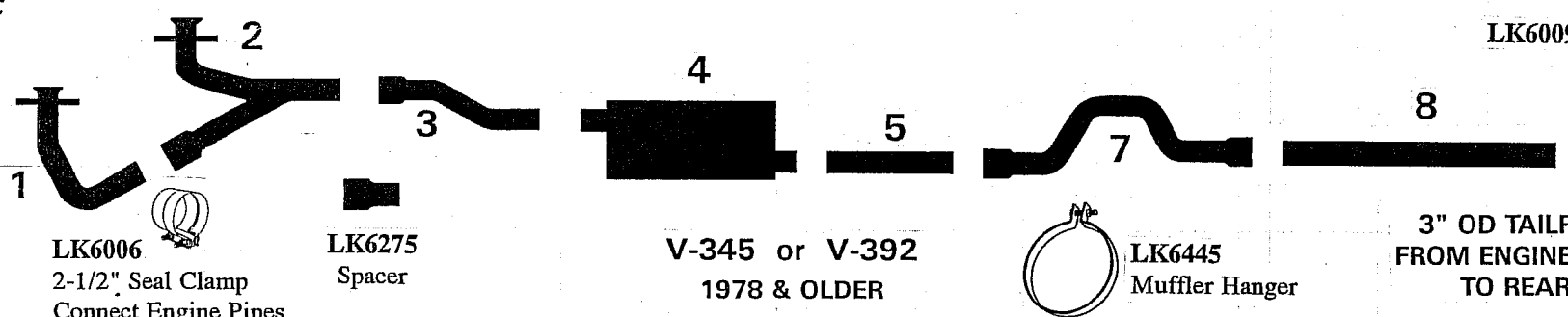
LK6006
2-1/2" Seal Clamp
Front of Muffler

V-345 or V-392
1979 & NEWER

LK6445
Muffler Hanger

3" OD TAILPIPE
FROM MUFFLER
TO REAR

TYPE B



LK6006
2-1/2" Seal Clamp
Connect Engine Pipes

LK6275
Spacer

V-345 or V-392
1978 & OLDER

LK6445
Muffler Hanger

3" OD TAILPIPE
FROM ENGINE PIPE
TO REAR

ENGINE SIZE	YEAR	CHASSIS MODEL	SYSTEM TYPE	1	2	3	4	5	6	7	8
				LEFT ENGINE PIPE	RIGHT ENGINE PIPE	FRONT PIPE	MUFFLER	MIDDLE PIPE	MIDDLE PIPE	OVER AXLE PIPE	TAIL PIPE
V-345 GAS	1979 & Newer	S-Series	A	LK6003	LK6004	Not Used	LK6007	LK6010	LK6178 ↔	LK6011	LK6012 ↔
	1978 & Older	1603 1703 1803	B	LK6023	LK6022	LK6024	LK6025	LK6178 ↔	Not Used	LK6027	LK6178 ↔
V-392 GAS	1979 & Newer	S-Series	A	LK6015	LK6016	Not Used	LK6007	LK6010	LK6178 ↔	LK6011	LK6012 ↔
	1978 & Older	1603 1703 1803	B	LK6029	LK6028	LK6024	LK6025	LK6178 ↔	Not Used	LK6027	LK6178 ↔

STEEL HANGERS
Can be bent or twisted to fit.

SEAL CLAMPS
2-1/2" LK6006
3" LK6009

MUFFLER HANGER
9" LK6075
14" LK6076

LK6445 For IHC Gas

DONUT SEALS

For V345 Engines

Seal Only w/o Insert
LK6001

Donuts with Sleeve Inserts assist with alignment of seal during installation. Sleeves also act as pipe reinforcements.

For V392 Engines

Seal Only w/o Insert
LK6017

LK6018

EXHAUST MAINFOLDS
For IHC

LK6128 V345 Gas
LK6127 V392 Gas

LK6100

IHC HANGER CLAMP For 3" Pipes

LK6355

GASKET

LK6388

HEAT RISER VALVE For IHC V345

EXHAUST FLANGES

LK6019 V345 Cast Iron

LK6276 V345
LK6277 6.9L/7.3L Pressed Steel

LK6020 V392 Cast Iron

LK6366 V392 Pressed Steel