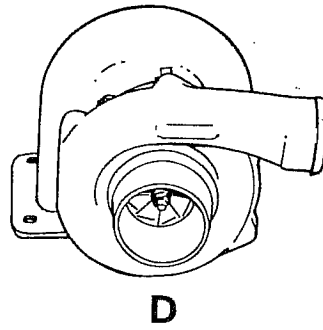
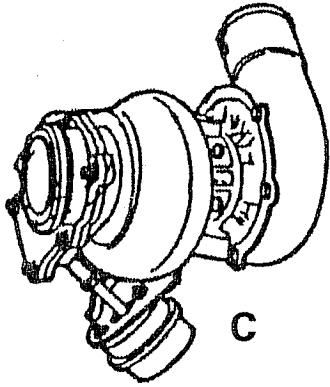
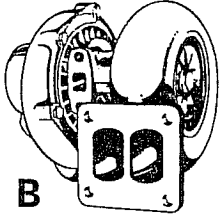
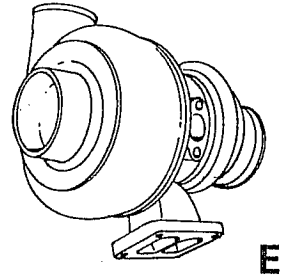
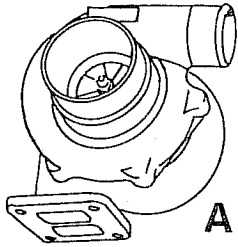


DIESEL ENGINE PARTS

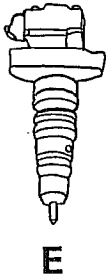
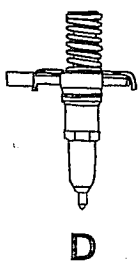
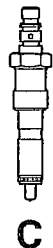
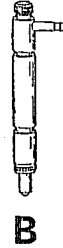
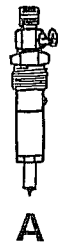


TURBOCHARGERS

- LK0501 GM
- LK0502 IH
- LK0503 Ford
- LK0504 Freightliner
- LK0505 Blue Bird

FUEL INJECTORS

- LK0486 GM
- LK0487 IH
- LK0488 Ford
- LK0489 Freightliner
- LK0490 Blue Bird

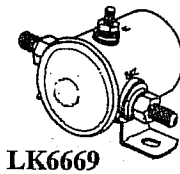
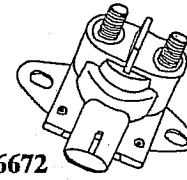


GLOW PLUG CONTROLS


LK6654



LK6672



LK6669

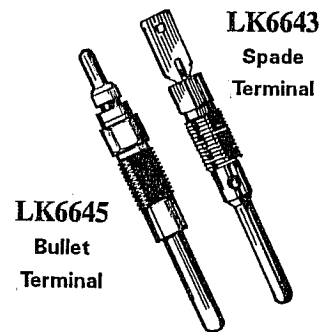


LK4564



LK4559

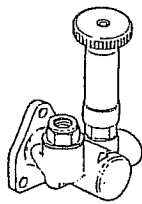
GLOW PLUGS



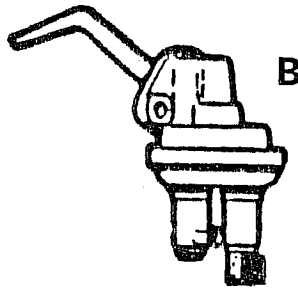
6.9L - 7.3L - T444

DIESEL FUEL PUMPS

- LK0506 GM
- LK0507 IH
- LK0508 Ford
- LK0509 Freightliner
- LK0510 Blue Bird



A



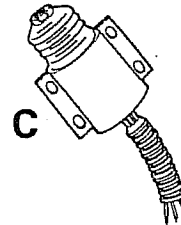
B

ENGINE SHUT-DOWN SOLENOIDS & RELAYS

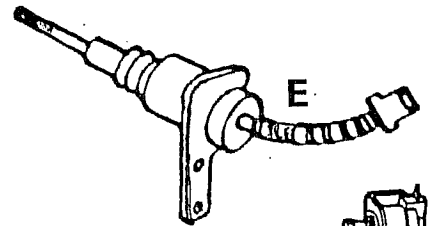
- LK0491 GM
- LK0492 IH
- LK0493 Ford
- LK0494 Freightliner
- LK0495 Blue Bird



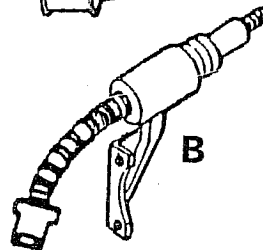
A




C



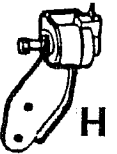
E



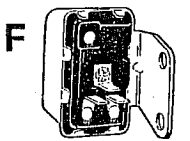
B



D



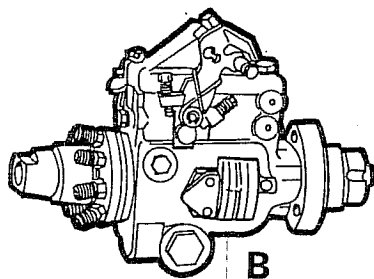
H



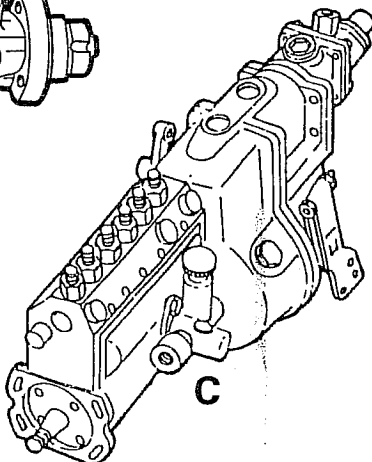
F

INJECTOR PUMPS

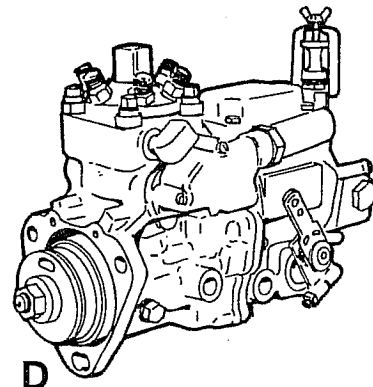
- LK0496 GM
- LK0497 IH
- LK0498 Ford
- LK0499 Freightliner
- LK0500 Blue Bird



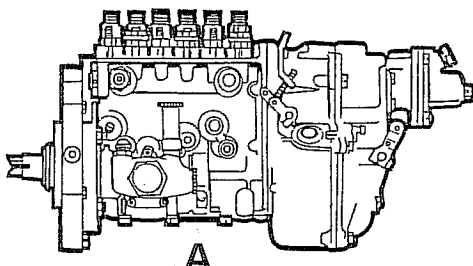
B



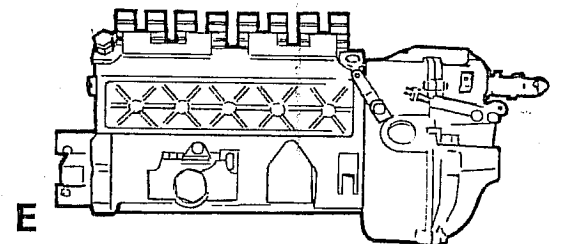
C



D



A



E