


HEATER & FAN SWITCHES

BLUE BIRD HEATER SWITCH




LK1194

- (3) Blade Terminals
- Mounts in 1/2" Hole
- (3) Positions: OFF-LOW-HI
- Fits Blue Bird & 1968 or Older Carpenter

BLUE BIRD HEATER SWITCH

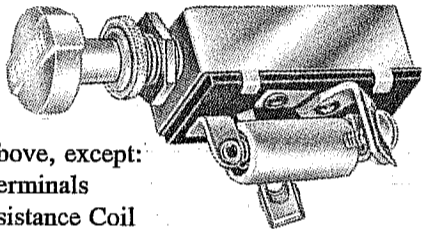
LK1198



- Similar to above, except:
- (3) Plug-In Terminals

HEATER SWITCH PUSH-PULL TYPE

LK3090




- Similar to above, except:
- (2) Screw Terminals
- Includes Resistance Coil
- Controls 2-Speed Heater or Fan Motors
- Mounts in 7/16" Hole
- Fits Older Models

- (3) Screw Terminals
- Mounts in 1/2" Hole
- (3) Positions: OFF-LOW-HI
- Fits Blue Bird & Others

BLUE BIRD HEATER SWITCH

LK1195



CARPENTER HEATER SWITCH

LK3150

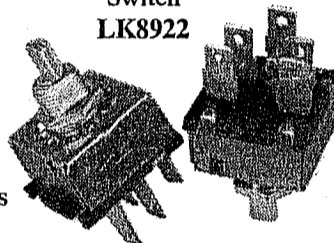


- (6) Blade Terminals
- Carpenter 1983 & Newer
- (3) Positions:
 - Hi -
 - Off -
 - Low -

BLUE BIRD HEATER SWITCH

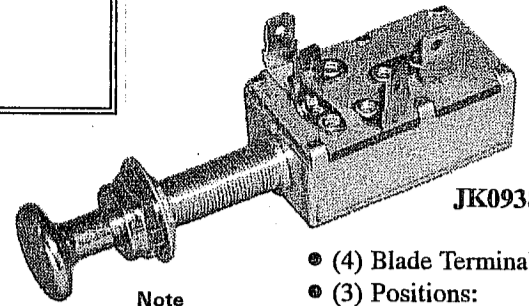
Switch LK8922

Connector Only w/12-GA Wires LK9120



- (5) Blade Terminals
- (4) Positions: OFF-LOW-MED-HI

AMTRAN HEATER SWITCH



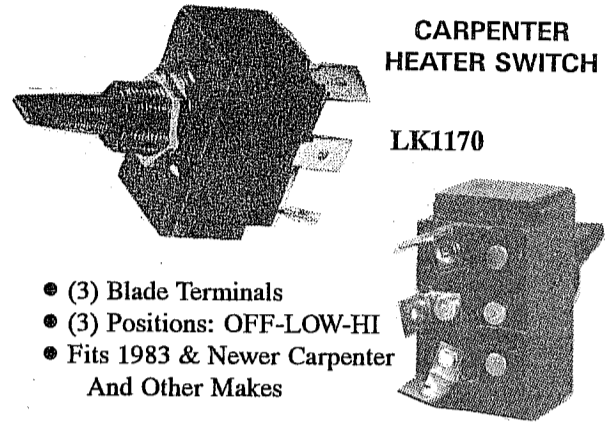
JK0938

Note Extra Long Nose-Piece

- (4) Blade Terminals
- (3) Positions: OFF-LOW-HI
- Fits Amtran

CARPENTER HEATER SWITCH


LK1170



- (3) Blade Terminals
- (3) Positions: OFF-LOW-HI
- Fits 1983 & Newer Carpenter And Other Makes

BLUE BIRD HEATER SWITCH


Knob Only LK7370



- (4) Screw Terminals
- (4) Positions: OFF - LOW - MED - HI

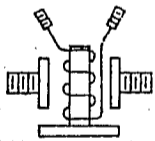
LK3107

SOLENOID



LK1694


- (4) Post Terminals
- Flat Mounting Bracket
- Insulated Type
- Used As Ignition Controlled Master Switch
- Rated at 100 Amps Continuous - Heavy Duty
- Fits Most Makes



SOLENOID SWITCHES

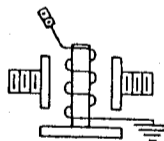
USED FOR:
MASTER SWITCHES
WARNING LIGHTS
W/C LIFTS

SOLENOID

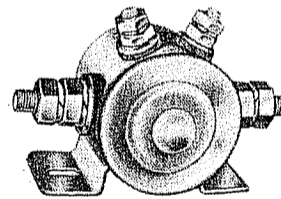


LK1203

- (3) Post Terminals
- Grounded Type
- All-Metal, Non-Breakable Metal Housing
- Continuous Duty - Super Long Life Model

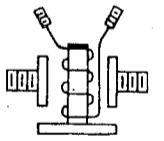


SOLENOID

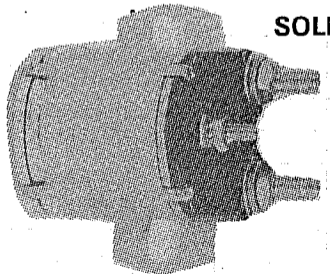


LK1204

- (4) Post Terminals
- Insulated Type
- All-Metal, Non-Breakable Metal Housing
- Continuous Duty - Super Long Life Model

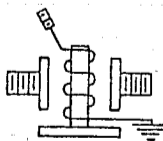


SOLENOID

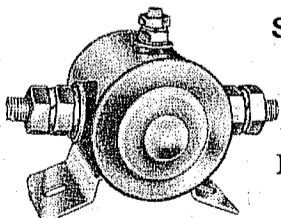


LK1695

- Similar to above, except:
- (3) Post Terminals
- Grounded Type

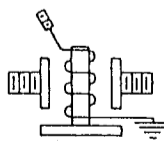


SOLENOID




LK1626

- Similar to above, except:
- Curved Bracket

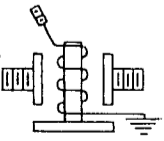


SOLENOID

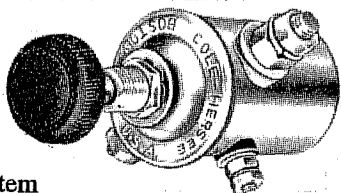


LK1856

- (3) Post Terminals
- Grounded Type
- Bakelite Housing
- Intermittent Duty - Long Life Model




SOLENOID



LK3259

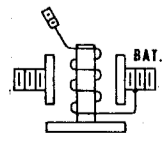
- (3) Post Terminals
- Starts 8-Lamp System
- Includes Spring Return Plunger
- Used on Blue Bird & Others
- Troubleshoot Guide LK2626

SOLENOID

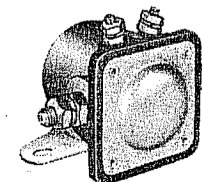


LK3410

- Similar to above, except:
- Flat Bracket
- Insulated Type



SOLENOID



LK1857

- Similar to above, except:
- (4) Post Terminals
- Insulated Type

