


# HEATER & FAN SWITCHES

## BLUE BIRD HEATER SWITCH



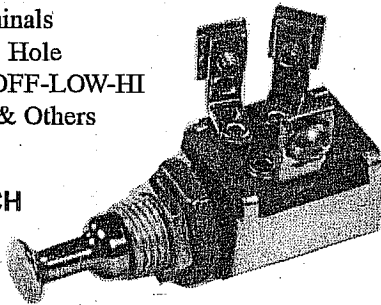
LK1194

- (3) Blade Terminals
- Mounts in 1/2" Hole
- (3) Positions: OFF-LOW-HI
- Fits Blue Bird & 1968 or Older Carpenter

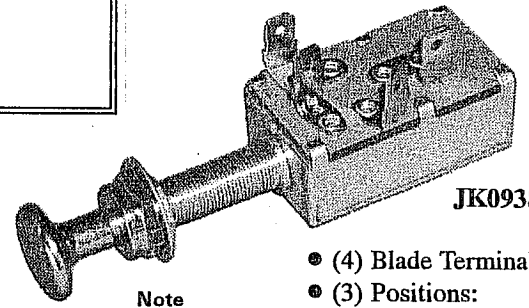
- (3) Screw Terminals
- Mounts in 1/2" Hole
- (3) Positions: OFF-LOW-HI
- Fits Blue Bird & Others

## BLUE BIRD HEATER SWITCH

LK1195



## AMTRAN HEATER SWITCH




JK0938

Note  
Extra Long  
Nose-Piece

- (4) Blade Terminals
- (3) Positions: OFF-LOW-HI
- Fits Amtran

## BLUE BIRD HEATER SWITCH

LK1198



- Similar to above, except:
- (3) Plug-In Terminals

## CARPENTER HEATER SWITCH

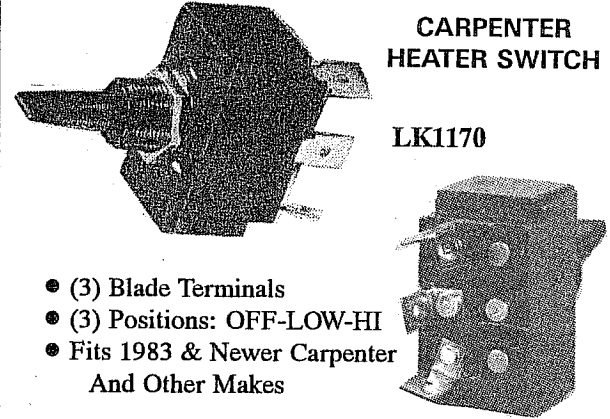
LK3150



- (6) Blade Terminals
- Carpenter 1983 & Newer
- (3) Positions:
  - Hi -
  - Off -
  - Low -

## CARPENTER HEATER SWITCH

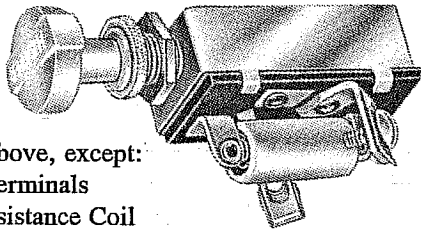
LK1170



- (3) Blade Terminals
- (3) Positions: OFF-LOW-HI
- Fits 1983 & Newer Carpenter And Other Makes

## HEATER SWITCH PUSH-PULL TYPE

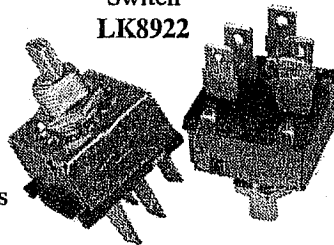
LK3090



- Similar to above, except:
- (2) Screw Terminals
- Includes Resistance Coil
- Controls 2-Speed Heater or Fan Motors
- Mounts in 7/16" Hole
- Fits Older Models

## BLUE BIRD HEATER SWITCH

Switch LK8922




Connector Only  
w/12-GA Wires  
LK9120

- (5) Blade Terminals
- (4) Positions: OFF-LOW-MED-HI

## BLUE BIRD HEATER SWITCH

Knob Only LK7370




- (4) Screw Terminals
- (4) Positions: OFF - LOW - MED - HI

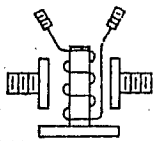
LK3107

## SOLENOID

LK1694



- (4) Post Terminals
- Flat Mounting Bracket
- Insulated Type
- Used As Ignition Controlled Master Switch
- Rated at 100 Amps Continuous - Heavy Duty
- Fits Most Makes

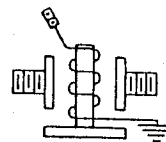



# SOLENOID SWITCHES

USED FOR:  
MASTER SWITCHES  
WARNING LIGHTS  
W/C LIFTS

## SOLENOID

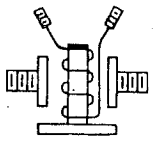
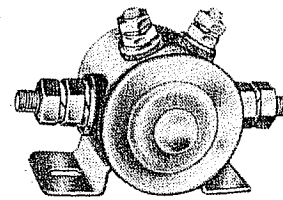
LK1203



- (3) Post Terminals
- Grounded Type
- All-Metal, Non-Breakable Metal Housing
- Continuous Duty - Super Long Life Model

## SOLENOID


LK1204



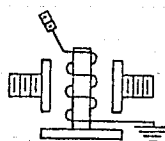
- (4) Post Terminals
- Insulated Type
- All-Metal, Non-Breakable Metal Housing
- Continuous Duty - Super Long Life Model

## SOLENOID

LK1695

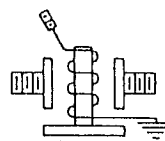
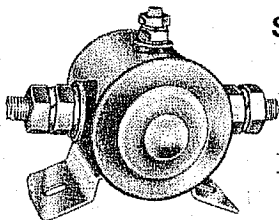


- Similar to above, except:
- (3) Post Terminals
- Grounded Type



## SOLENOID

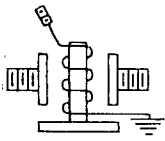

LK1626



- Similar to above, except:
- Curved Bracket

## SOLENOID

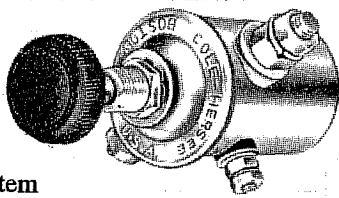
LK1856



- (3) Post Terminals
- Grounded Type
- Bakelite Housing
- Intermittent Duty - Long Life Model

## SOLENOID

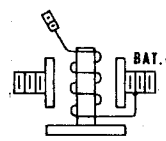

LK3259



- (3) Post Terminals
- Starts 8-Lamp System
- Includes Spring Return Plunger
- Used on Blue Bird & Others
- Troubleshoot Guide LK2626

## SOLENOID

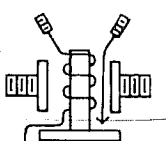
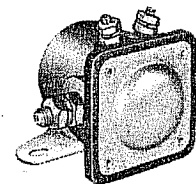
LK3410



- Similar to above, except:
- Flat Bracket
- Insulated Type

## SOLENOID

LK1857



- Similar to above, except:
- (4) Post Terminals
- Insulated Type