


FUSES CIRCUIT BREAKERS

- Double Blade Terminals
- #10-32 Stud Terminal
- Snap-In Mounting
or
- Bracket Mounting
- Overall size (LxWxH)
1-1/4" x 25/32" x 1-21/64"

Amps	Part #
10	LK1177
15	LK1188
20	LK1175
30	LK1183


CIRCUIT BREAKER



- Similar to above, except:
- Double Stud Terminals
- Bracket Mount
- Overall Size (LxWxH)
1-1/4" x 25/32" x 1-21/64"

Amps	Part #
10	LK1181
15	LK1604
20	LK1601
30	LK1609
40	LK1156


CIRCUIT BREAKER



- Similar to above, except:
- "Length-wise" Bracket
- Overall Size (LxWxH)
2" x 25/32" x 1-3/8"

Amps	Part #
15	LK1720
20	LK1721
30	LK1722
40	LK1723
50	LK1724


CIRCUIT BREAKER



- Similar to above, except:
- "Cross-wise" Bracket
- Overall Size (LxWxH),
2" x 25/32" x 1-3/8"

Amps	Part #
15	LK1190
20	LK1180
30	LK1192
40	LK1193
50	LK1191


CIRCUIT BREAKER



- Similar to above, except:
- (2) Blade Terminals
- "Length-wise" Mounting
- Overall Size (LxWxH)
1-1/4" x 25/32" x 1-3/64"

Amps	Part #
20	LK1725


CIRCUIT BREAKER



- Similar to above, except:
- Snap-In Mounting
- Overall Size (LxWxH)
1-1/4" x 25/32" x 1-3/64"

Amps	Part #
10	LK1726
15	LK1727
20	LK1728

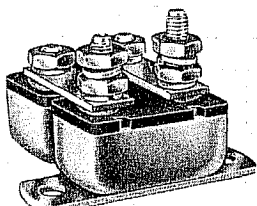
CIRCUIT BREAKER



- (2) Post Terminals
- "Length-wise" Bracket
- Overall Size (LxWxH)
2" x 1-3/4" x 1-3/8"

Amps	Part #
50	LK1733
60	LK1734
80	LK1735

CIRCUIT BREAKER



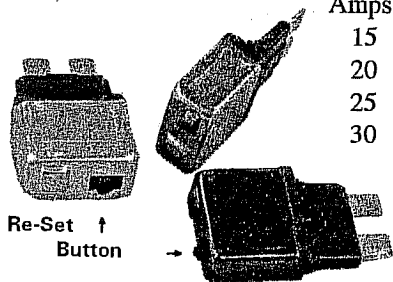
MOUNTING BRACKET FOR CIRCUIT BREAKERS

- For use with breakers shown at left
- Durable, lightweight, molded nylon
- Circuit breakers mount securely with hex nuts and lock washers
- Individual circuit breakers may be changed or replaced easily
- 7 or 10 stations.

Stations	Length	Part #
7	8-1/2"	LK1779
10	11-1/8"	LK1778



CIRCUIT BREAKER MANUAL RE-SET TYPE



Amps	Part #
15	LK9383
20	LK9384
25	LK9385
30	LK9386


- Plug-In Type
- (2) Blade Terminals
- Has Small Re-Set Button on Top
- Replacement for ATC & ATO Plug-In Type Fuses
- Saves time & cost for replacement of burnt-out fuses.

NEW!

ACCESSORY POWER SOCKET

For Blue Bird & Others

LK7597



- (2) Blade Terminals
- Mounts in 1-1/8" Hole
- Rubber Protective Cover
- Screw Holes on 1-9/16" Centers
- Faceplate Dimensions 2-1/4" x 1-1/4"

IN-LINE FUSE HOLDER


- Positive "Twist" Lock
- Heavy 14 Ga. Wire & Large Brass Contacts



Fuse Holder with 14 Amp Fuse Part # LK3088
Fuse Holder with 20 Amp Fuse Part # LK3089

SNAP-IN CIRCUIT BREAKER


- Replaces Standard Type Buss Fuses
- Note: Remains "open" until circuit short is corrected - To reset, remove it & put it back in.



Amps	Part #
10	LK1186
15	LK1179
20	LK1187
25	LK1185
30	LK1184


35 Amp LK1341
5 Amp LK9309

- "Push-To-Reset" Type
- Used on Reb & Collins Lifts



PUSH-BUTTON CIRCUIT BREAKERS

PLUG-IN TYPE FUSES BLADE TYPE



Amps	Fuse #	Part #
5	ATC 5 or ATO 5	LK1139
10	ATC 10 or ATO 10	LK1133
15	ATC 15 or ATO 15	LK1134
20	ATC 20 or ATO 20	LK1135
25	ATC 25 or ATO 25	LK1136
30	ATC 30 or ATO 30	LK1610

"MEGA" FUSES


- Bolt-in Style
- For Blue Bird Transit Buses



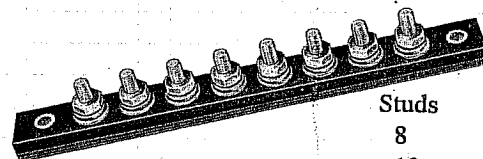
Amps	Fuse #	Part #
175	298175	LK6584
200	298200	LK5802
225	298225	LK6567
250	298250	LK5803
300	298300	LK6635

CIRCUIT BREAKER PLUG-IN TYPE	Amps	Part #
	15	LK1729
	20	LK1730
AUTOMATIC RE-SET	25	LK1731
	30	LK1732

- Plug-In Type
- (2) Blade Terminals
- Heavy Duty Replacement for ATC & ATO "Plug-In" Type Fuses
- Terminals are grooved for easy size adjustment (Snap-off with pliers)
- Saves time & cost for replacement of burnt-out fuses.



TERMINAL BLOCK



- #10-32 Threads With Hex Nuts
- 5/8" Width
- (2) Mounting Eyelets 3/6" Dia. Each

Studs	Part #
8	LK3505
10	LK3506