



REAR AXLE GEARS

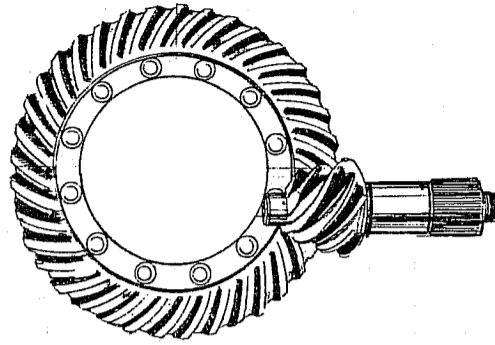
Top Quality Parts...

We offer heavy duty ring gear and pinion sets for most of the axles used in the school bus industry.

When Ordering Parts...

Please look for the AXLE MODEL NUMBER appearing on a tag attached to the axle, or stamped on the axle itself.

We also need to know the MAKE of the bus, its YEAR MODEL, and CHILD CAPACITY. This info will help insure you get the right parts.



The quality of our parts meets or exceeds original equipment standards.

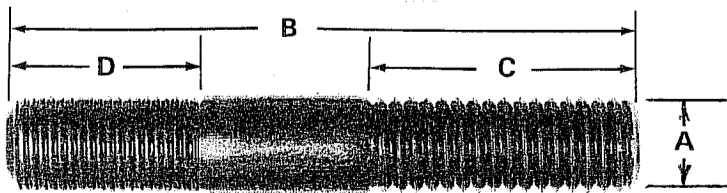
How To Determine Gear Ratio

Count teeth on Pinion and Ring Gears. Divide number of Pinion teeth into number of Ring Gear Teeth. Result is the gear ratio.

RING GEAR & PINION SETS


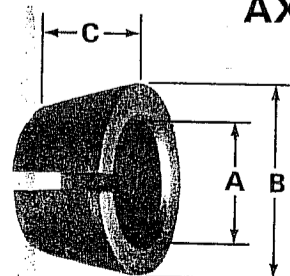
CHASSIS MAKE	AXLE CAPACITY	AXLE MODEL	AXLE CODE	GEAR SET PART NO.	REPAIR GUIDE	NOTES
IHC	15,000	RA-30	14030	LK0771	LK8963	
	17,000	RA-39	14039	LK0772	LK8925	
	17,500	N-175	14ADB	LK0774	-	
	19,000	N-190	14ADC	LK0777	-	
	21,000	N-210	14ADD	LK0779	-	
CHEVROLET & GMC	15,000	H-150	H95	LK0802	LK8964	1969-86
	15,000	15040S	H10	LK0803	-	1987-91
	17,000	H-170	H94	LK0805	LK8997	1981 & Older
	17,500	H-175	H93	LK0808	LK8999	1982-86
	19,000	19050S	H11	LK0810	-	1987-91
	19,000	17221	H72	LK0813	-	
FORD	15,000	F-106	-	LK0816	LK8987	
	17,500	H-170	-	LK0817	LK8923	1978 & Older
	17,500	H-172	-	LK0818	LK8989	1979-82
	17,500	H-173	-	LK0819	LK8982	1983-85
	17,500	RS-17-140	-	LK0821	-	1986-May/92
	17,500	RS-17-145	-	LK0824	-	June/92 & Newer
	19,000	RS-19-140	-	LK0825	-	
	21,000	RS-21-145	-	LK0826	-	
BLUE BIRD	17,000	J-170S	-	LK0828	-	
	19,000	J-190S	-	LK0830	-	
	21,000	J-210S	-	LK0832	-	
	23,000	J-230SB	-	LK0835	-	

AXLE FLANGE STUDS



- LK0518 Ford
- LK0519 GM
- LK0520 IH
- LK0521 Freightliner
- LK0531 Blue Bird

AXLE FLANGE WEDGES



- LK0514 Ford
- LK0515 GM
- LK0516 IH
- LK0517 Freightliner
- LK0528 Blue Bird

Expands and grips wedge for easy removal....